

Heating Tips

Apartment & Condo Residents

Heating Requirements for Apartments


The Official Heating Season is from **September 1-June 1**




- ☑ The rental premises shall be maintained at a temperature of at least 68 degrees Fahrenheit between the hours of 7:00am and 11:00pm, and a temperature of at least 65 degrees between the hours of 11:00pm and 7:00am. Additionally, if the outside temperature is less than 40 degrees Fahrenheit than the interior temperature must be at least 55 degrees Fahrenheit.
- ☑ Hot water should be maintained at a minimum temperature of 12 degrees Fahrenheit and a maximum temperature of 140 degrees Fahrenheit.

If the landlord in your apartment complex is not meeting these minimum heating standards, please contact the Environmental Housing Division of the Edison Health Department at 732-248-7273.

Other Tips to Reduce Energy Costs:


 If your apartment has a thermostat, you can reduce your heating bills by adjusting it. Set your thermostat between 65-68 degrees when you're home and set it to 60 degrees before bed.




 If you have storm windows, make sure they are completely closed during the winter months. If you do not have storm windows, or have draft windows, contact maintenance about getting storm windows or plastic window film kits installed.


 Purchase door sweeps for exterior doors to stop cold air from seeping into your apartment or condo.


 Layer warm clothes and/or blankets to stay warm.

 Check smoke detectors, carbon monoxide detectors and fire extinguishers. Smoke detectors and carbon monoxide detectors should be tested at least once each month. The winter months are associated with increased fire hazards, so be sure these devices are working properly.



 To ensure proper flow of air, arrange your furniture and drapes so they do not block or obstruct vents, radiators, or baseboards.

 Use space heaters to heat rooms that you spend the most time in. Don't leave space heaters on unattended and be sure they are NOT plugged into extension cords.

 If you are having problems paying your heating bills, check to see if you qualify for any government assistance programs that may supplement your heating bills.